



**Eclipse**™



**OASIS CAR WASH SYSTEMS**

# ***Introducing a Whole NEW Class of Car Wash!***



**W**elcome to a whole new class of car wash – representing a technological advancement and bringing an all new eco-friendly product to the car wash industry. The **Eclipse** by Oasis is a new generation of car wash in a class all its own. Not just an in-bay automatic, and not just an express tunnel, this revolutionary new product successfully combines the benefits of an in-bay automatic with the advantages of an express tunnel but without the hassles of a conveyor. Every piece of this new system has been specifically engineered to increase owner revenues – to make more money for **you!**

***Here are the features that make  
**Eclipse** by Oasis great!***

## ***SPEED***

**Eclipse** by Oasis has been designed for maximum throughput. Washing and drying at a rate of 40 cars per hour, the **Eclipse** applies chemical and washes five sides of the vehicle at one time. While one vehicle is being washed, another is drying in a separate drying bay.





## CLEANING

Oasis developed the **Eclipse** to effectively clean more cars per hour than any other equipment on the market today. Its highly efficient chemical delivery system, along with maximum water impingement, provides optimum wash results. To further enhance cleaning, computer controlled on-board rocker panel blasters and underbody wash are included as standard equipment. Better cleaning ensures customer loyalty.

## VERSATILITY

The **Eclipse** smart technology carefully determines the length and width of each vehicle. This feature allows you, the operator, the versatility to wash anything from the smallest cars to the longest double cab pickups, even duallys. It's great functionality also permits the selection of wash cycles just right for each location. Different geographical locations have different needs to produce clean cars and every Oasis product offers that flexibility.



## RELIABILITY

When investing in equipment, reliability year after year is of utmost importance. Hydraulically powered, the **Eclipse** gear drive system is so reliable we offer a **5 YEAR WARRANTY** on the drive – a feature unmatched in the industry. The simple design of the **Eclipse** allows for minimal moving components, which adds to its reliability and longevity. Less downtime equals more profit, year after year.

## CONSTRUCTION

The **Eclipse's** customer-friendly, open design makes it easier to enter and exit the wash bay, increasing throughput and making it more visually appealing. The wall-mounted frame and elevated carriage system help protect the unit from strike damage as well as chemicals and grime.

## ECO-FRIENDLY

Every **Eclipse** system comes with the **E**co-Wash environmentally friendly package as standard equipment, offering operators the opportunity to further reduce water and utility requirements resulting in even lower operating costs. No conveyor system is necessary for the **Eclipse** which means it uses less energy to operate and, therefore, provides another eco-friendly feature. Oasis also offers an advanced water reclamation system to conserve water usage and reduce discharge in order to meet standards and regulations in your location.

OASIS CAR WASH SYSTEMS

## UNATTENDED OPERATION

The **Eclipse** was specifically designed without a conveyor, allowing for unattended operation 24/7. Less work for the owner, lower labor costs, and eliminating the need for costly repairs makes the **Eclipse** by Oasis the most cost-effective car wash on the market today.

## DRYER

The unique design of the **Eclipse** increases throughput by allowing two cars to be washed and dried simultaneously. After the wash cycle is complete, the vehicle measurements are transferred to the fully integrated smart dryer, providing another time and energy-saving feature. Thanks to the independent hydraulic gear drive system, the wash bridge is relieved of the dryer weight, resulting in less wear and maintenance. High volume and velocity air flow from three quiet and efficient turbines running at 3600 rpm ensures quick and complete water removal. The **Eclipse** is fully programmable, allowing the operator to control the number of drying passes.






# System Enhancements

Oasis offers some great options to enhance your car wash and provide additional revenue streams for you – once again increasing your profit.


## WHEEL SCRUBBER

Allow your customers to choose which type of wheel cleaning they prefer. Increase your wheel cleaning revenue in less time with this online system available in friction and touchfree options. The wheel brush cleans the tires and all wheel surfaces when the friction option is chosen. For those customers who prefer touchfree, you can also offer that choice, improving tire and wheel quality, again adding to your revenue and satisfying another customer.



## TIRE SHINE APPLICATOR

Tire shine is an upgrade your customers can choose to give that freshly-washed, shiny, finished look to their tires. It's the final touch for particular customers who want their vehicle clean from top to bottom, and the **Eclipse** makes it as simple as driving out of the bay.









## ELECTRONIC SCANNING AND POSITIONING

This virtual stop station “reads” the car’s location within the bay while the electronic, or “smart system”, eliminates the need for a positioning device on the floor. This feature makes it easier and faster for customers to drive in and out of the wash bay. Increased throughput means increased profit. It also means satisfied returning customers who have no concerns about lining up the car to hit a floor device.



## DIVIDER DOORS

Customize your car wash with one, two, or three doors. Although doors are not required, they are instrumental in eliminating the wind tunnel effect and keeping overspray from reaching the clean car being dried. In cold climates, doors are helpful in reducing utility costs by retaining heat in the bay. Our unique door design incorporates technologically advanced corrosion-proof materials, making them virtually maintenance free for years to come.



## MyWash<sup>®</sup> BUY UP TECHNOLOGY

Gives you the functionality of a Tunnel Wash Controller by allowing your customers to upgrade the wash package they have selected with any additional wash functions they may like to purchase. The system then places all purchased upgrades in the proper position in the wash cycle. This allows your customers to have complete customization of their wash.

## REMOTELY OPERATE EQUIPMENT

- ✓ 24 Hour Alerts
- ✓ Sales Reports
- ✓ Operational Alerts
- ✓ Operate Equipment Remotely
- ✓ Text or Email
- ✓ Real-Time Interface
- ✓ Reset Equipment
- ✓ Utilizes Popular Browsers



\* not actual screenshot

## Additional System Enhancements

- |                                    |                                   |
|------------------------------------|-----------------------------------|
| • Triple Foam Shine                | • Lighted Menu Boards             |
| • Two Step Presoak                 | • Floor Mount                     |
| • Touchfree Wheel & Tire Cleaner   | • 92" Extended Height Version     |
| • Bug & Bumper Blasters            | • Spot Free Rinse Systems         |
| • Bug Remover                      | • Water Reclamation Systems       |
| • High Pressure Detergent          | • Water Softeners                 |
| • Low Pressure Wax                 | • Vacuums                         |
| • Drying Agent                     | • Carpet Shampoos                 |
| • Heated Presoak                   | • Fragrance Dispensers            |
| • Freeze Prevention Package        | • Bill Changers                   |
| • Oasiswatch Communication Package | • Product Vendors                 |
| • Entry Tellers & POS Systems      | • LED Lighted Wands               |
| • LED Instructional Sign Packages  | • Zero Degree Oscillating Nozzles |
|                                    | • MyWash Buy Up Technology        |



# Technical Specifications

## • Bay Dimensions

---

	Recommended	Minimum
Height:	12'0" – 3.66m	10'6" – 3.20m
Width:	15'4" – 4.67m	13'9" – 4.19m
Length:	60'0" – 18.29m	50'0" – 15.24m

## • Maximum Vehicle Height

---

Standard Eclipse:	7'0" – 2.1m
Extended Height Option:	7'6" – 2.3m

## • Required Utilities

---

<b>Electrical:</b>	Voltage	Amps	KVA
	208	360	134
	400	192	134
	460	169	134
	575	137	134

Utility requirements are minimums based on standard equipment. Does not include load for optional equipment, lighting, etc. Contact factory for site-specific details.

Eclipse carries the following ratings: CE, UL, CUL

50 hertz available. Call factory for details.

<b>Water:</b>	Size:	1" – 25.40mm
	Inlet Pressure:	50psi – 3.45 bar

<b>Compressed Air:</b>	CFM:	35
	Pressure:	100psi – 7.58 bar



**OASIS CAR WASH SYSTEMS, INC.**  
**1909 East 12th Galena, KS 66739**  
**Phone: 620-783-1355 or 800-892-3537**  
**Fax: 620-783-5735**

**OASISCARWASHSYSTEMS.COM**